

Worthy

Week 3 Patterns and Mark Making


Welcome to week 3 of Worthy, a project by NBAM.

This week we are going to look at the type of patterns found on banknotes. What is significant about them? What do they suggest to you, and how might you change or adapt them to bring them closer to your ideas of worthiness? You can relate this to the work you made in the two previous activities or do something completely different, it's up to you.

Have a close look at the type of patterns and lines on a banknote and you will see that they are extremely delicate and finely drawn - they suggest tradition, officialdom, perhaps authority.



The same kind of marks can be seen on things like passports, licenses and certificates.



Why do you think they have been designed like this? What else does it say to you?

What does the colour mean anyway?

In colour psychology, different colours mean different things. On our banknotes, certificates, licenses and visas, the colours we usually see are red, purple, brown, orange and blue. Here's what they mean:

£50 = Red - Action, Aggressiveness, Danger, Energy, Love, Passion, Strength

£20 = Purple - Sophistication, Expensiveness, Fantasy, Mystery, Nobility

£10 = Brown / Orange - Calmness, Depth, Earth Roughness, Richness, Subtle, Utility, Woodsy


£5 = Blue - Confidence, Dignity, Established, Serene, Power, Trustworthy

What are your favourite colours? Do you know why?

Show us your **4** favourite colours and tell us why you like them (we will let you know what they mean later on!)

What do you like about them?
How do they make you feel?

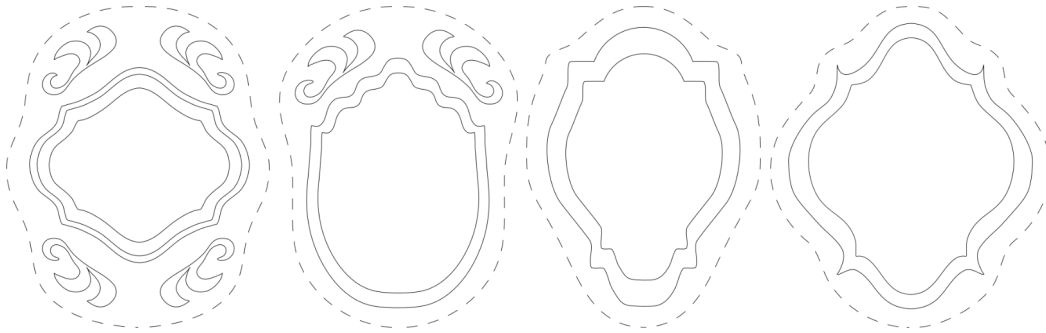
Example: "My favourite colour is pink. I love it because it makes me feel happy when I see it and it reminds me of flowers, new life and pretty vibrant scenes."



Worthy

Activity

We would like you to explore other types of pattern or mark making, perhaps they better represent your portrait or your precious place, and could you imagine either of these in a different sort of “frame” from the ones we have looked at on banknotes so far?



Think about what kind of marks you might make, would you have something completely different, or adapt the kind of marks already used somehow?

Getting started


Use any pens, paint, pencils, crayons or art materials you like to use.

Experiment with mark making - use lines, dots, shapes, random patterns, without worrying about how it looks.

- ✂ Is there a doodle you usually do? Why not share it with us?
- ✂ Have a go using different colour combinations.
- ✂ Try using your favourite colours!

Maybe have a think about how they might look on a banknote but at this stage don't worry about making a finished design. How would your patterns relate to your idea of 'Worthiness'?

When you have finished experimenting, draw some examples on the card provided to post back to us at The Mill.



These are examples of other patterns, shapes, and colours.
We can't wait to see yours, however you choose to express them!

